



Family Connect

FIGHT FEAR

AFRAID TO FAIL

June 27, 2021



Memory Verse : “The Lord your God... says to you, Do not fear ; I will help you.” Isaiah 41:13 NIV

POTD: When I am afraid I’ll fail, God will help me.

Review questions:

1. What are some things your afraid you will mess up on if you try to do them? *Answers will vary.*
2. What are some things your afraid to try again because you messed up on them the first time? *Answer will vary.*
3. What are somethings God might ask us to do that might be too hard without His help? *Standing up for our beliefs, talking to someone etc.*
4. When you ask God’s help to do something hard, how do you think He might help you? *Answers will vary.*

Action steps for the week :

1. If you try and mess up, what can you do to be brave enough and try again? *Answers will vary.*
2. What can you do to encourage someone else who wants to quit trying and to give up? *Answers will vary.*

Prayer

1. **Ask** kids to share things they’d like to pray about.
2. **Pray** together over the prayer requests. **Not sure what to pray?**
Pray this: God, thank you for loving me. Please help use when we feel afraid this week. Help change us from the inside out. In Jesus' name, amen.

Directions: Color the picture below. Glue pieces of red paper to represent the fire.



Parent signature: _____

Return this paper signed by your parents and you can receive a prize.



Write the POTD on the lines below.
Use your **FAMILY CONNECT** handout to look up the POTD.

Name: _____
Sunday, June 27



- Instructions:
- Color the letters.
 - **Discover** the POTD.
 - **Write** it on the lines below.
 - **Memorize** the POTD.
 - Turn the page over and do the scripture.
 - At the end of church, show A G XK leader your finished paper, both sides must be completed. A prize is waiting for you!!

Scripture:

Isaiah 41:13 NIV

Look up the scripture. Write the scripture on the lines below.

Draw a picture of what this scripture means to you.

Instructions:


- **Look up** the scripture in your Bible.
- **Write** the verse on the lines provided.
- **Draw** a picture under the scripture of what you think the scripture means.
- At the end of church, show a GxK leader your finished paper, both sides must be completed. A prize is waiting for you!!



God Spoke to Moses

Connect the Dots and Coloring Page


Start at the number 1 dot and connect the next higher numbered dot until all are connected. Color the page after you've revealed the picture!



God Spoke to Moses


Connect the Dots and Coloring Page

Start at the number 1 dot and connect the next higher numbered dot until all are connected. Color the page after you've revealed the picture!




Origami Talking Dog







1
Take a square piece of paper and place it in the shape of a diamond.




2
Fold the left corner of the paper to the right corner. Crease, then unfold.




5
Fold the bottom tip of the face up into a small triangle.



6
Take the small triangle, and fold it again.



3
Fold the top corner down to the bottom, and leave it there.



4
Take the top corners and fold them down.



7
It's time to decorate!



8
To make the dog talk, pinch the dog's ears and push them together.